

Sending Large Files to PowerLines

Occasionally, PowerLines clients need to send / receive large files. Power Monitor data, large reports, PowerPoint file, image files, etc. can exceed 5 Meg, which is a common email / server limitation. While the PowerLines email servers can generally handle large files, occasionally our clients' email systems cannot, or server errors result in problems sending such large attachments.

PowerLines has made available an **FTP (File-Transfer-Protocol)** area on its website for this purpose, located at ftp.powerlines.com

If you are familiar with and have access to **FTP Software** (such as CuteFTP, WSFTP, or other packages) – you can log in to ftp.powerlines.com using the User Name: largefiles@powerlines.com (*please contact us for a password*). You will be automatically directed to and have access to a secure, password protected directory in which you can upload (and download) files.

We're a **Mozilla Firefox** shop at the moment, and FireFTP is a great client for Firefox – find it here: <http://fireftp.mozdev.org/> You will need to be at Firefox Ver 1.5 or higher to install this. From what we can see FireFTP is so slick and seamless that we may replace our FTP software, eventually.

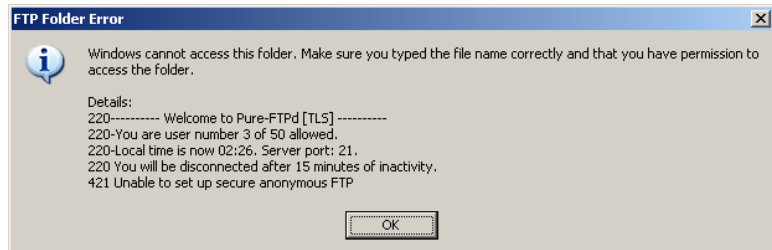
Internet Explorer

If you are an IT guru, an early acquirer, or are militantly anti-IE / Microsoft, we suspect you are familiar with FTP software and will have no serious issues. However, many clients simply use Internet Explorer and do not wish to install software or learn about FTP. You just want to send us the file without a lot of complexity or hassle.

Here's how, using Internet Explorer:

Step 1: Access the PowerLines FTP Site

In your web browser, go to this address: [ftp://ftp.powerlines.com/](http://ftp.powerlines.com/) - you will get an error message like this. Hit OK to clear the alert.

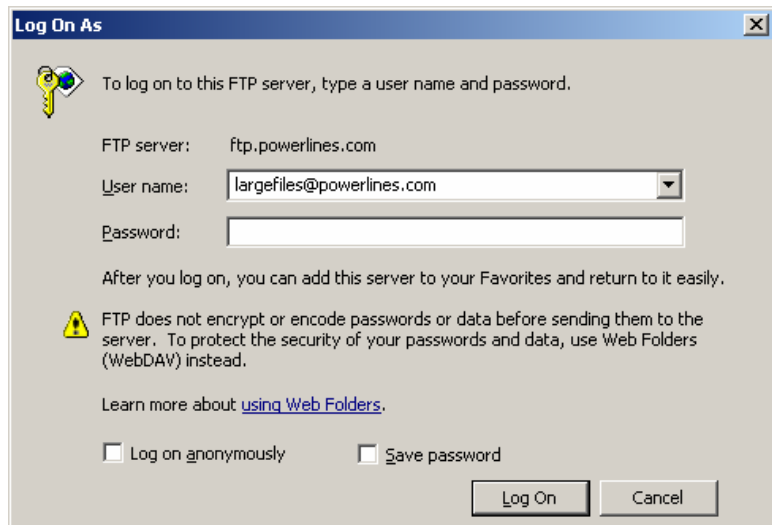


Step 2: Open the Login Window, Login

On the Menu Bar, go to FILE | LOGIN AS:

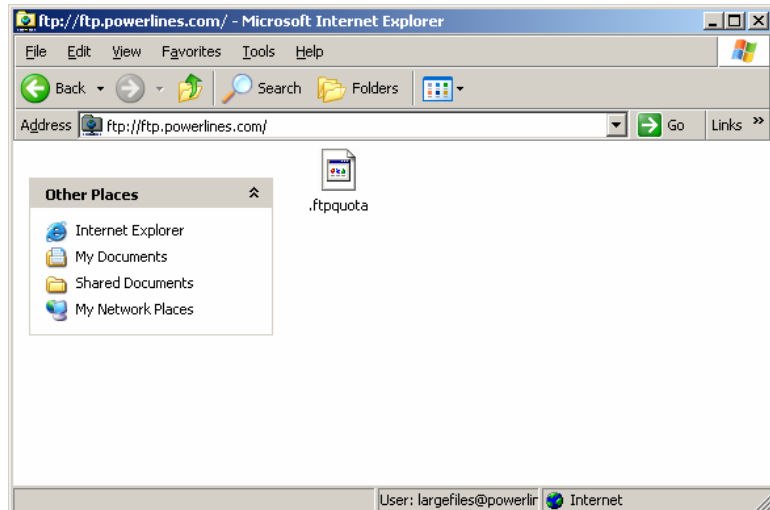
Enter as a User Name:
largefiles@powerlines.com

Call us for a password.



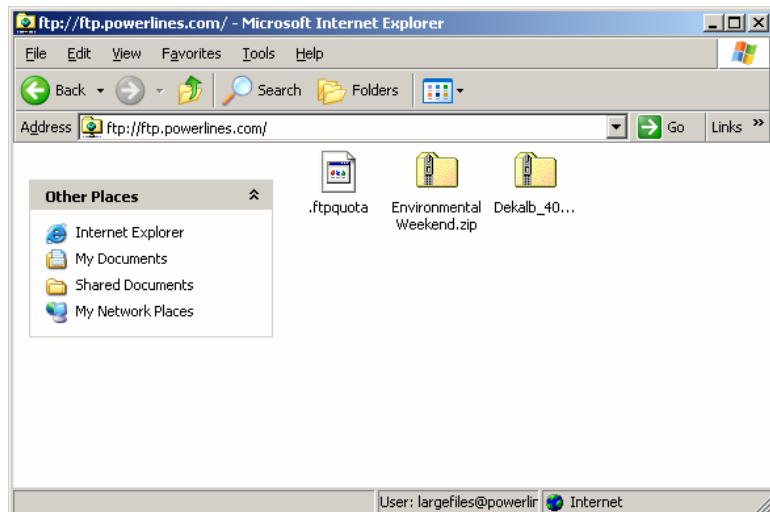
Step 3: Logged In

The browser should then look like this:



Step 4: Upload Your File(s)

Go to the folder where the large file is, COPY the file, then go back to the FTP window and PASTE the file - which should upload onto the PowerLines FTP site. This should be similar to copying and pasting between your own folders - you can do it by drag-and-drop, right clicking the mouse, or using keyboard or menu commands.



Additional Notes

1. The "largefiles" area is a general purpose place where many PowerLines clients might have access. If you would like a dedicated directory and FTP account for your confidential / sensitive files, let us know. We will be happy to set something up.
2. PowerLines can also post large files on our website, in password protected directories. If we need to do that, we'll email you with a link to the directory, user name, and password.
3. We're pretty good at dealing with large files, automation, and other technical issues related to running a power quality program. If you are struggling with these issues within your own OEM power quality program, consider hiring us to help you develop and maintain a program within your organization!